

Datasheet

Gigabit Ethernet Switch

WI-SG105 | WI-SG108 | WI-SG116D | WI-SG124D | WI-SG116
WI-SG124 | WI-SG116F | WI-SG124F | WI-SG310F | WI-SG148



Overview

Wi-Tek Gigabit Ethernet Switches provide 4/8/16/24/48 Gigabit Ethernet RJ-45 ports and 2/8/16 SFP slots, which enhance your communication quality and supply high-performance, economic friendship, stable operating conditions for your network.

With all ports support Auto-MDI/MDIX, there's no need to worry about the type of cable to use. Featuring full duplex mode can send and receive data at a rate up to 1000Mbps, making it an ideal choice for expanding your high performance network.

Features

Full gigabit access, full-line speed forwarding

All ports support high-speed forwarding, user-flexibly flexible networking, to meet the needs of various scenarios networking, such as hotel, campus, factory dormitory and small and medium-sized enterprises.

Plug and play, no configuration required

A plug-and-play design lets administrators quickly connect the switch to devices with no hassles, no technician needed. Autonegotiation on each port senses and adjusts the link speed of a network intelligently to ensure an overall boost in performance and reliability. Convenient for wall-mounted, desktop and rack installations.

Long service Life with sturdy and durable metal shell

Wi-Tek Gigabit Ethernet Switches are protected by high-quality metal shell to ensure the long service life. They have passed a series of strict tests and provided you with reliable performance.

Environmentally friendly with your Ethernet

Wi-Tek Gigabit Ethernet Switches make use of innovative energy-saving technologies. Power consumption automatically adjusts according to link status and cable length.

Specifications



Model	WI-SG105	WI-SG108	WI-SG116D	WI-SG124D
Hardware Specifications				
Hardware Version	V2	V2	V2	V2
Interfaces				
Downlink Ports	4 10/100/1000Mbps RJ45 Ports	6 10/100/1000Mbps RJ45 Ports	14 10/100/1000Mbps RJ45 Ports	22 10/100/1000Mbps RJ45 Ports
Uplink Ports	1 100/1000Mbps RJ45 Port	2 100/1000Mbps RJ45 Ports	2 100/1000Mbps RJ45 Ports	2 100/1000Mbps RJ45 Ports
Switch Property				
Standards and Protocols	IEEE 802.3, IEEE 802.3u, IEEE 802.3ab, IEEE 802.3x			
Forwarding Mode	Store and Forward			
Switching Capacity	10 Gbps	16 Gbps	32 Gbps	48 Gbps
Packet Forwarding Rate	7.44Mpps	11.90Mpps	23.8Mpps	35.71Mpps
MAC Address Table	1k		8k	
Packet Buffer Memory	1Mb	2.5Mb	4MB	
Jumbo Frame	2kB		4kB	
Input Power	DC 5V/1A Maximum 5W		AC IN: 100-240V Maximum 24W	
Physical Characteristics				
LED Indicators	PWR(Green) On: The device power on is normal Off: The device is power off or failed Port 1-5(Green) On: Data on TX/RX at a rate of 10M/100M/1000M Off: Ports link down LOOP(Orange) On: loop alarm Off:no loop in the network	PWR(Green) On: The device power on is normal Off: The device is power off or failed Port 1-8(Green) On: Data on TX/RX at a rate of 10M/100M/1000M Off: Ports link down LOOP(Orange) On: loop alarm Off:no loop in the network	PWR(Green) On: The device power on is normal Off: The device is power off or failed Link(Green) On: Data on TX/RX at a rate of 10M/100M Off: Ports link down 1000M Blinking: The negotiate speed is 1000Mbps and data on TX/RX On: The negotiate speed is 1000Mbps and ports link up Off: The negotiate speed is 10/100Mbps, not 1000Mbps LOOP(Orange) On: loop alarm Off:no loop in the network	
Fan Quantity	Fanless			
Package Dimension	174×122×64 mm	176×122×63mm	313×263×85 mm	313×263×85 mm
Switch Dimension	100×69×26 mm	138×78×25 mm	270.0×181×44 mm	270×181×44 mm
Weight	Net Weight: 0.17 kg	Net Weight: 0.27 kg	Net Weight: 1.04 kg	Net Weight: 1.18 kg
	Package Weight: 0.35 kg	Package Weight: 0.45 kg	Package Weight: 1.59 kg	Package Weight: 1.74 kg
Installation	Wall-Mounted, Desktop		Rack-Mounted, Desktop	

Model	WI-SG105	WI-SG108	WI-SG116D	WI-SG124D
Button				
DIP Switch	Default The transmission distance of port can be up to 100m with 1000Mbps			
	VLAN All downlink ports are isolated from each other, but can communicate with uplink ports			
	Extend The transmission distance of port can be up to 250m, but the rate is limited to10Mbps			
Environmental				
Reliability	Surge Immunity	IEC 61000-4-5 Common mode 6kV Differential mode 2kV		
	ESD Protection	IEC 61000-4-2 Contact discharge 4kV Air discharge 8kV		
Operating Temperature	-10℃ to 50℃(14°F to 122°F)			
Operating Humidity	10%~90% RH no condensation			
Storage Temperature	-40℃ to 70℃(-40°F to 158°F)			
Storage Humidity	5%~95% RH no condensation			
Others				
Certification	CE, FCC, RoHS, UKCA, RCM			



Model	WI-SG116	WI-SG124	WI-SG116F	WI-SG124F
Hardware Specifications				
Hardware Version	V2	V1	V2	V2
Interfaces				
Downlink Ports	16 100/1000Mbps RJ45 Ports	24 100/1000Mbps RJ45 Ports	16 100/1000Mbps RJ45 Ports	24 100/1000Mbps RJ45 Ports
Uplink Ports	/	/	2 1000Mbps SFP Slots	2 1000Mbps SFP Slots
Switch Property				
Standards and Protocols	IEEE 802.3, IEEE 802.3u, IEEE 802.3ab, IEEE 802.3x			
Forwarding Mode	Store and Forward			
Switching Capacity	32Gbps	48Gbps	36Gbps	52Gbps
Packet Forwarding Rate	41.66Mpps			
MAC Address Table	8k			
Packet Buffer Memory	4.1M			
Jumbo Frame	10240Bytes			
Input Power	AC 100~240V 50/60Hz 24W Max			
Physical Characteristics				
LED Indicators	<p>PWR On: The device power on is normal Off: The device is power off or failed</p> <p>Link On: Data on TX/RX Off: Ports link down</p> <p>1000M Blinking: The negotiate speed is 1000Mbps and data on TX/RX On: The negotiate speed is 1000Mbps and ports link up Off: The negotiate speed is 10/100Mbps, not 1000Mbps</p>			
Fan Quantity	Fanless			
Package Dimension	510×221×95 mm	510×221×95 mm	510×221×95 mm	510×221×95 mm
Switch Dimension	440×140×44 mm	440×140×44 mm	440×140×44 mm	440×140×44 mm
Weight	Net Weight: 1.37kg	Net Weight: 1.44 kg	Net Weight:1.38 kg	Net Weight: 1.45 kg
	Package Weight:2.00 kg	Package Weight: 2.08 kg	Package Weight: 2.00 kg	Package Weight: 2.08 kg
Installation	Rack-Mounted, Desktop			



Model	WI-SG116	WI-SG124	WI-SG116F	WI-SG124F
Button				
DIP Switch	Default The transmission distance of port can be up to 100m with 1000Mbps		Default The transmission distance of port can be up to 100m with 1000Mbps	
	VLAN All downlink ports are isolated from each other, but can communicate with uplink ports		VLAN All downlink ports are isolated from each other, but can communicate with uplink ports	
	CCTV(QoS) Video priority to ensure information flow is smooth and precise		Qos Prioritize video quality and provide reliable security for CCTV scenes	
Environmental				
Reliability	Surge Immunity	IEC 61000-4-5 Common mode 6kV Differential mode 2kV		
	ESD Protection	IEC 61000-4-2 Contact discharge 4kV Air discharge 8kV		
Operating Temperature	-10℃ to 50℃(14°F to 122°F)			
Operating Humidity	10%~90% RH no condensation			
Storage Temperature	-40℃ to 70℃(-40°F to 158°F)			
Storage Humidity	5%~90% RH no condensation			
Others				
Certification	CE, FCC, RoHS, UKCA, RCM			

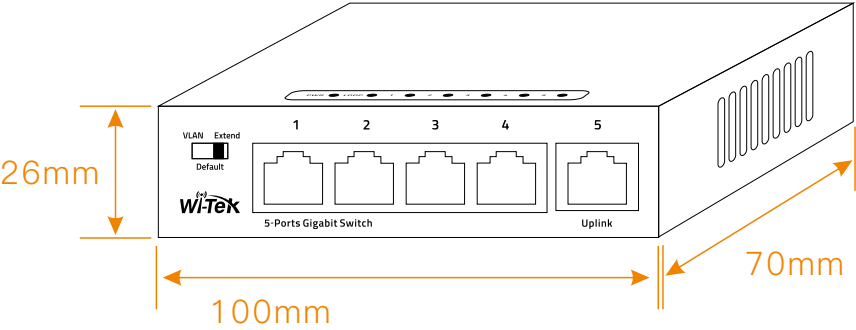
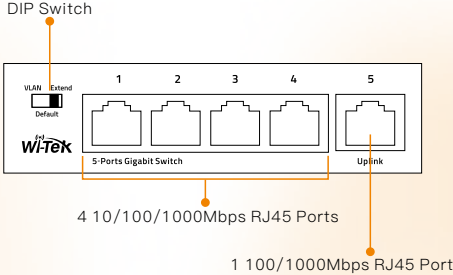
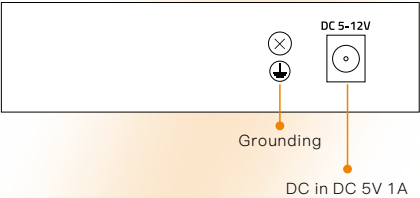


Model	WI-SG310F	WI-SG148
Hardware Specifications		
Hardware Version	V1	V1
Interfaces		
Downlink Ports	8 1000Mbps SFP Slots	48 100/1000Mbps RJ45 PoE Ports
Uplink Ports	2 10/100/1000Mbps RJ45 Ports	/
Switch Property		
Standards and Protocols	IEEE 802.3, IEEE 802.3u, IEEE 802.3ab, IEEE 802.3x	
Forwarding Mode	Store and Forward	
Switching Capacity	20Gbps	96Gbps
Packet Forwarding Rate	14.9Mpps	74.4Mpps
MAC Address Table	8k	
Packet Buffer Memory	14.88 Mpps	
Jumbo Frame	9K	
Input Power	DC IN:12V 2A 24W Max	AC IN : 110~240V 36W Max
Physical Characteristics		
LED Indicators	<p>PWR(Green) On: The device power on is normal Off: The device is power off or failed</p> <p>SYS(Green) On: The device is restarting Off: The device did not reboot</p> <p>Port 1-8(Green) On:Ports link up Off: Ports link down Blinking:Data transmission is active and working</p> <p>UP-1000M(Left) On(Yellow):The speed is 1000Mbps and ports link up Off:The speed is not 1000Mbps</p> <p>UP-1000M(Right) On(Green):The speed is 10/100Mbps and ports link up Off:The speed is not 10/100Mbps</p>	<p>PWR On: The device power on is normal Off: The device is power off or failed</p> <p>Port(1-48) On(Green):The negotiate speed is 10/100Mbps and ports link up On(Yellow):The negotiate speed is 10/100Mbps and ports link up Blinking:Data transmission is active and working Off: Port disconnected</p>



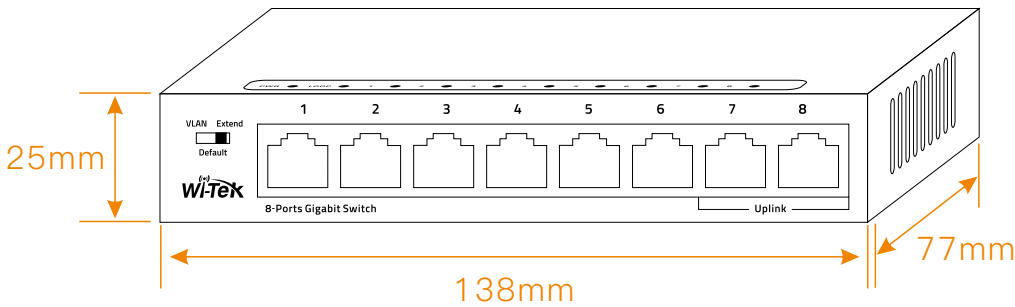
Model	WI-SG310F		WI-SG148
Physical Characteristics			
Fan Quantity	Fanless		
Package Dimension	265×219×67 mm		506×375×94 mm
Switch Dimension	220×103×36 mm		440×254×44 mm
Weight	Net Weight:0.60 kg		Net Weight: 2.88 kg
	Package Weight: 0.97 kg		Package Weight: 3.81 kg
Installation	Rack-mounted, Desktop		
Environmental			
Reliability	Surge Immunity	EC 61000-4-5 Common mode 6kV Differential mode 2kV	
	ESD Protection	IEC 61000-4-2 Contact discharge 4kV Air discharge 8kV	
Operating Temperature	-10℃ to 50℃(14°F to 122°F)		
Operating Humidity	10%~90% RH no condensation		
Storage Temperature	-40℃ to 70℃(-40°F to 158°F)		
Storage Humidity	5%~90% RH no condensation		
Others			
Certification	CE, FCC, RoHS, UKCA, RCM		

Appearances and Dimensions

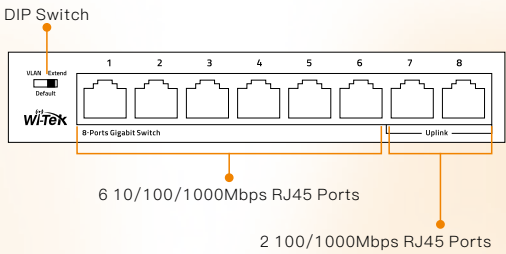
WI-SG105	
Dimensions (mm)	
	
Front Panel	Rear Panel
	

WI-SG108


Dimensions (mm)



Front Panel

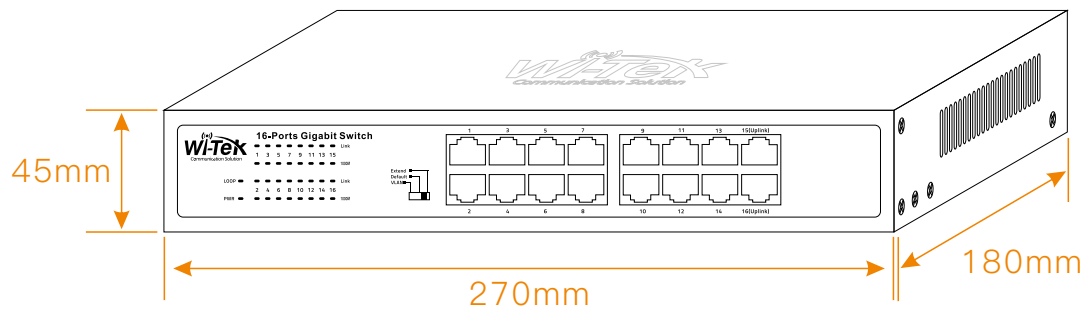


Rear Panel

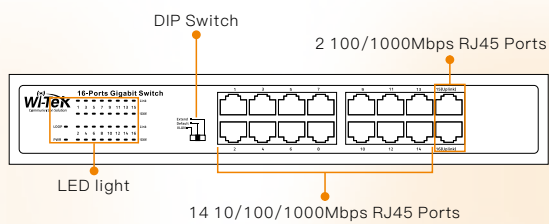


WI-SG116D

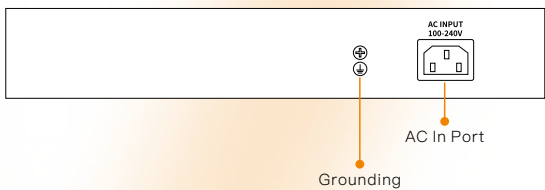
Dimensions (mm)



Front Panel

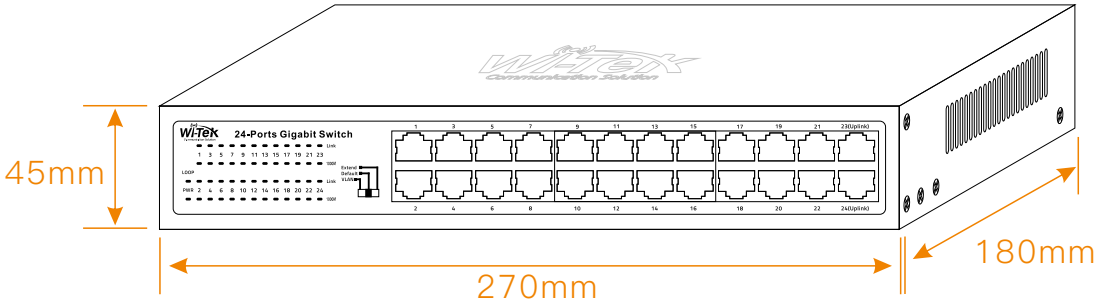


Rear Panel

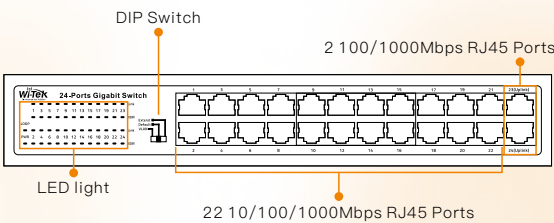


WI-SG124D

Dimensions (mm)



Front Panel

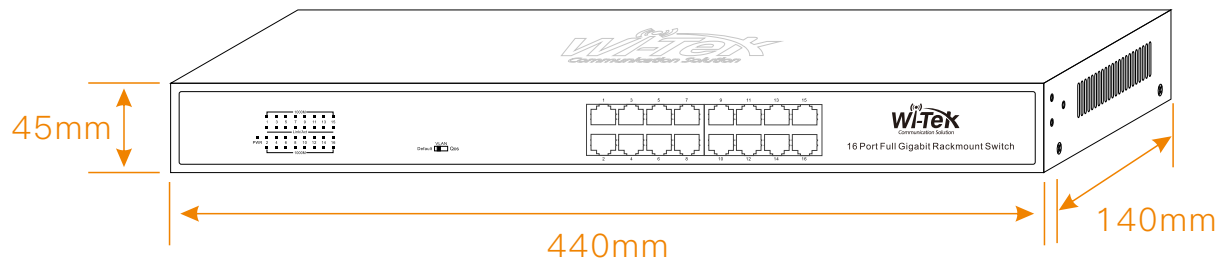


Rear Panel

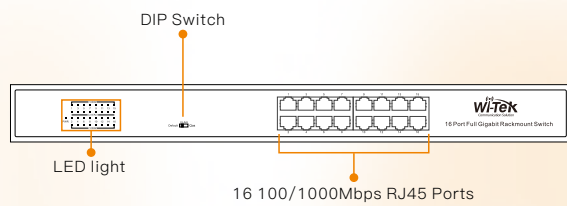


WI-SG116


Dimensions (mm)



Front Panel

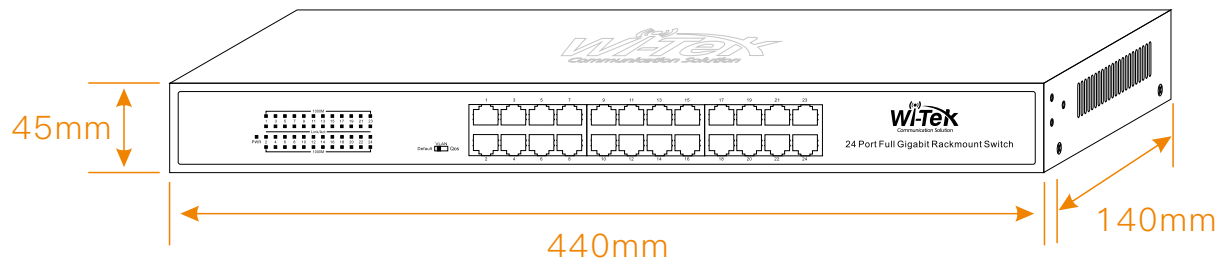


Rear Panel

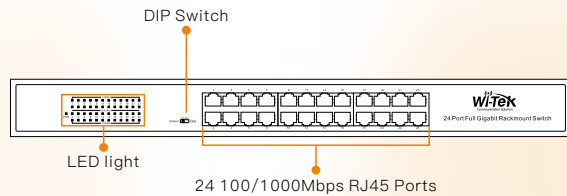


WI-SG124


Dimensions (mm)



Front Panel

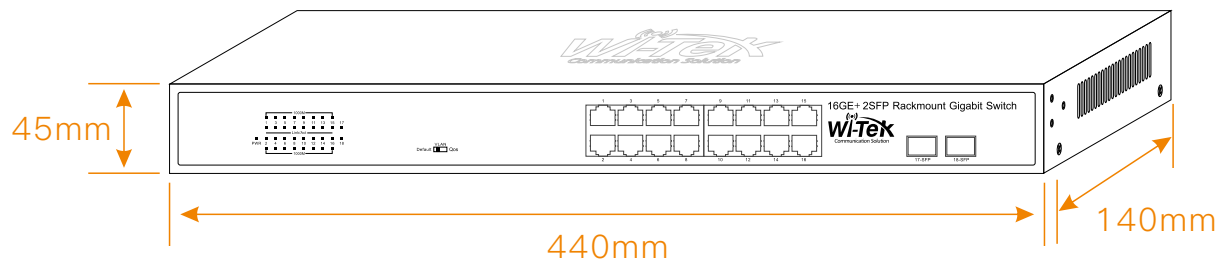


Rear Panel

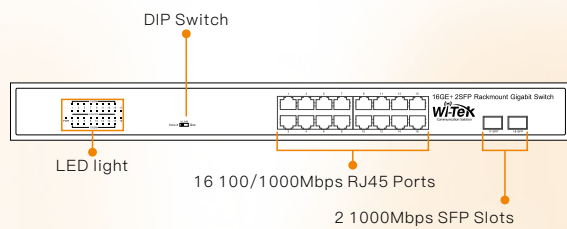


WI-SG116F


Dimensions (mm)



Front Panel

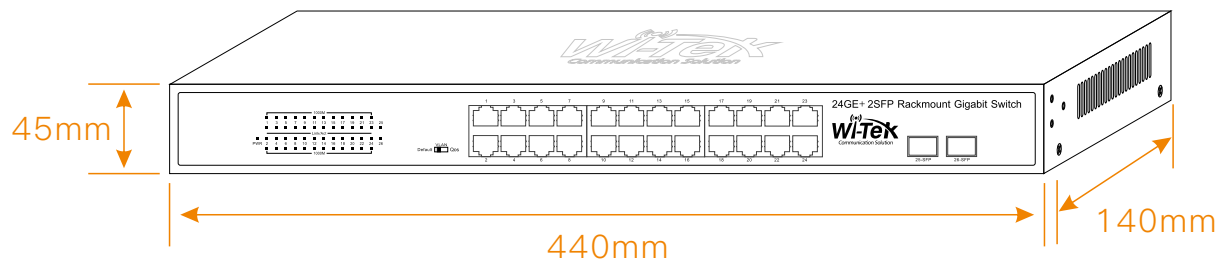


Rear Panel

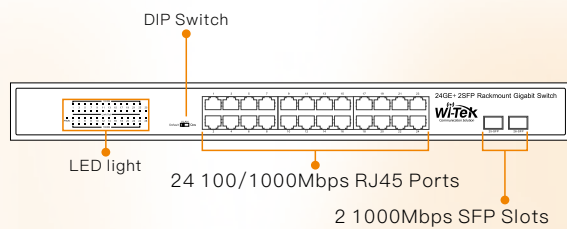


WI-SG124F


Dimensions (mm)



Front Panel

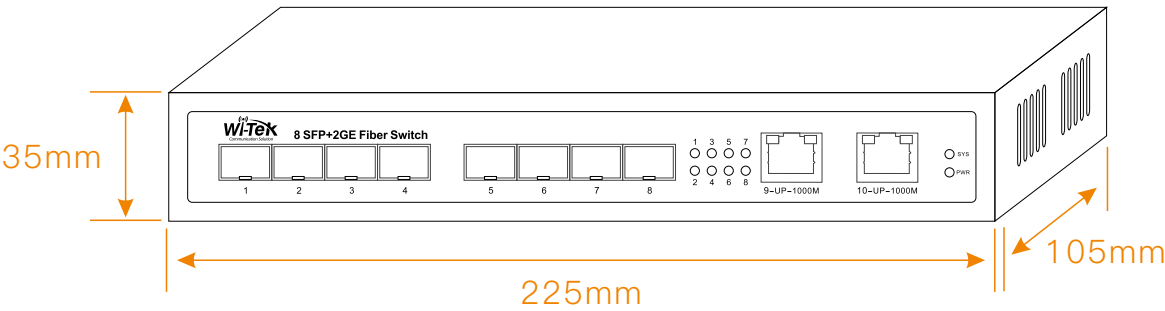


Rear Panel

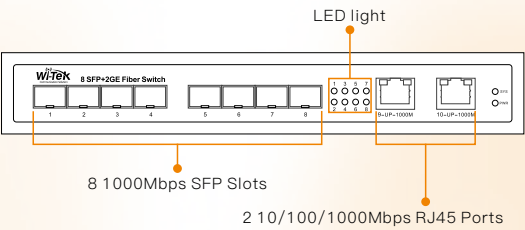


WI-SG310F


Dimensions (mm)



Front Panel

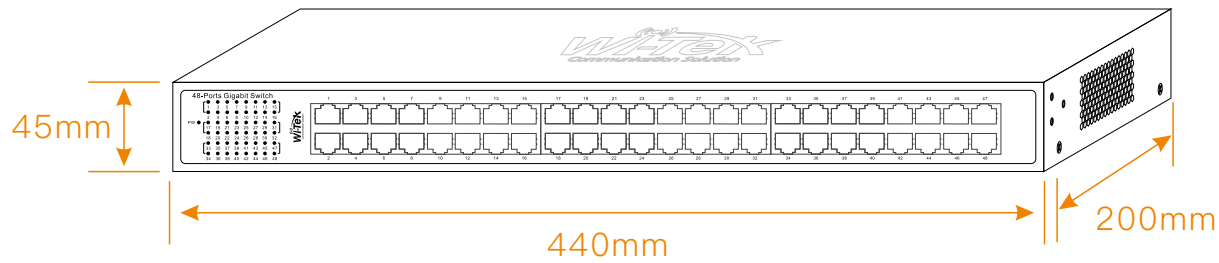


Rear Panel

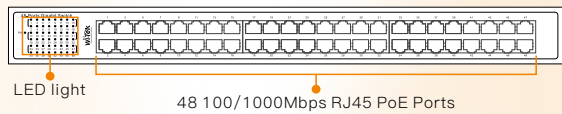


WI-SG148

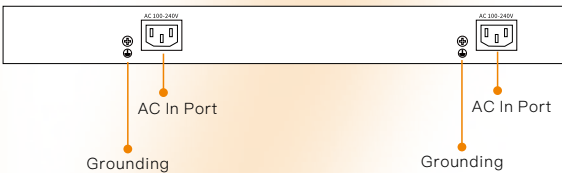
Dimensions (mm)



Front Panel



Rear Panel



Package Contents

Welcome to order our products. After purchasing, you will receive:

WI-SG105 WI-SG108 WI-SG310F	
Items	Quantity
Switch	1 pcs
Power Adapter	1 pcs
Quick Installation Guide	1 pcs
WI-SG116D WI-SG124D	
Items	Quantity
Switch	1 pcs
AC Power Cord	1 pcs
Rack Mount kit	1 pcs
Screw	10 pcs
Quick Installation Guide	1 pcs
WI-SG116F WI-SG124F WI-SG116 WI-SG124	
Items	Quantity
Switch	1 pcs
AC Power Cord	1 pcs
Rack Mount kit	1 pcs
Quick Installation Guide	1 pcs
WI-SG148	
Items	Quantity
Switch	1 pcs
AC Power Cord	2 pcs
Rack Mount kit	1 pcs
Quick Installation Guide	1 pcs



Wireless-Tek Technology Limited
Address: Building 3, Units 1801-1807, 1812, Huaqiang Era Plaza, Tangwei Community, Fuhai Street, Bao'an District, Shenzhen City, Guangdong Province, China.
Website:www.wireless-tek.com
Tel:86-0755-32811290
Email:sales@wireless-tek.com
Technical Support:tech@wireless-tek.com



Technical Support



Cloud Management



Company Website